

Tx and Rx Coil Units


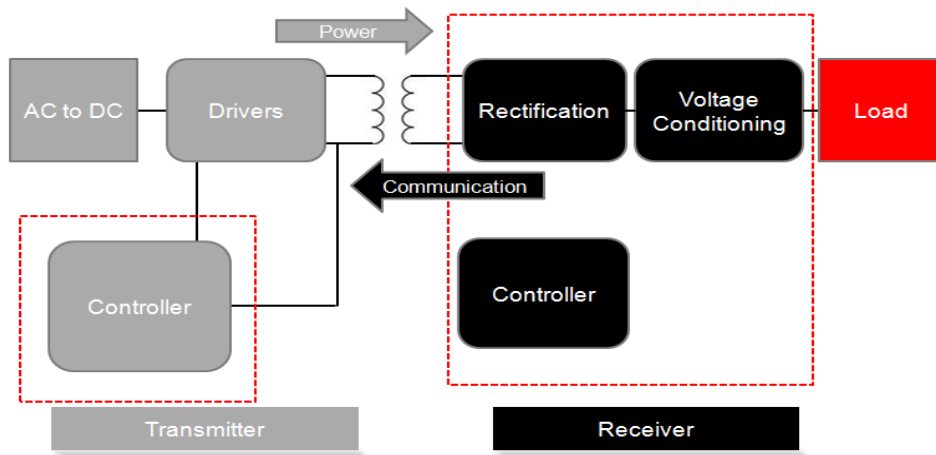
For Wireless Power Solutions (WPC Qi Compliant)

NEW


Product series: BW-Tx & Rx series



The Block Diagram of Inductive Power Systems :



Tx coil unit








Rx coil unit

WPC: Wireless Power Consortium

For latest Qi specification one can visit the web-site <http://www.wirelesspowerconsortium.com/developers/specification.html> for free download.



Tx and Rx Coil Units

Transmitter coil units

BW P/N	Inductance	Dimensions (in mm) L x W x H	Product photo	WPC Qi standard design type
BWTX535306-A1	24 μ H \pm 10%	53.3 x 53.3 x 6.5		A1/ Vin=19V (with magnet)
BWTX535306-A5	6.3 μ H \pm 10%	53.3 x 53.3 x 6.5		A5/ Vin=5V (with magnet)
BWTX1105507-A6	12.5 μ H \pm 10% (per coil)	110 x 55 x 7		A6/ Vin=12V (without magnet)
BWTX535306-A10	24 μ H \pm 10%	53.3 x 53.3 x 6.5		A10/ Vin=19V (without magnet)
BWTX535306-A11	6.3 μ H \pm 10%	53.3 x 53.3 x 6.5		A11/ Vin=5V (without magnet)

Other specifications for custom-made design are supported under request.

Receiver coil units

BW P/N	Inductance	Dimensions (in mm) L x W x H	Product photo
BWRX483201	10 μ H \pm 10%	48 x 34 x 1.1	
BWRX373702	10 μ H \pm 10%	37 x 37 x 1.5	

Other specifications for custom-made design are supported under request.

For detailed product specifications please visit our web-site to get the sales contact information.